








## RVS Master™ S50/S250/S500 2-stroke Engine Treatment

### Application Instructions

- RVS Master™ 2-stroke Engine Treatment restores engine compression, power and fuel economy to factory specifications. Internal heat is reduced and friction is lowered, extending the engine's lifespan while reducing noise and vibrations. Emissions will also be reduced significantly.
- One RVS Master™ Treatment lasts for 40,000km/25,000miles or 1,000 hours of operation. Under severe operating conditions, treatment may be repeated sooner.

#### Treatment Procedure

**Note:** Do not skip any of the steps in the following procedure. Doing so can significantly diminish your results.

-  1 Make sure that your fuel tank is near empty before beginning procedure
-  2 Shake Bottle well until there is no more residue on bottom of bottle
-  3 Mix the entire contents of the bottle with about 10 liters/2.5 gallons of gasoline in a jug  
**Note:** make sure you also mix your regular quantity of oil into the gasoline
-  4 Fill up the tank of your motorcycle/equipment and ride/use as you normally would. It's ok if you can't use up all of the RVS/fuel mixture at once – just be sure to stir your jug of gasoline before filling up again next time - RVS Master gel tends to settle on the bottom
-  5 Once you use up all of the fuel that is mixed with RVS, the treatment will be complete

#### Storage and safety instructions

Store at temperatures below +40 °C (105 °F).

In case of skin contact, wash with lukewarm water and soap. If the product gets in your eyes, it may cause irritation – flush with water and consult a doctor if the irritation continues. If the product is swallowed, flush the mouth with water and consult a doctor. Do not induce vomiting!

Keep product out of reach of children.